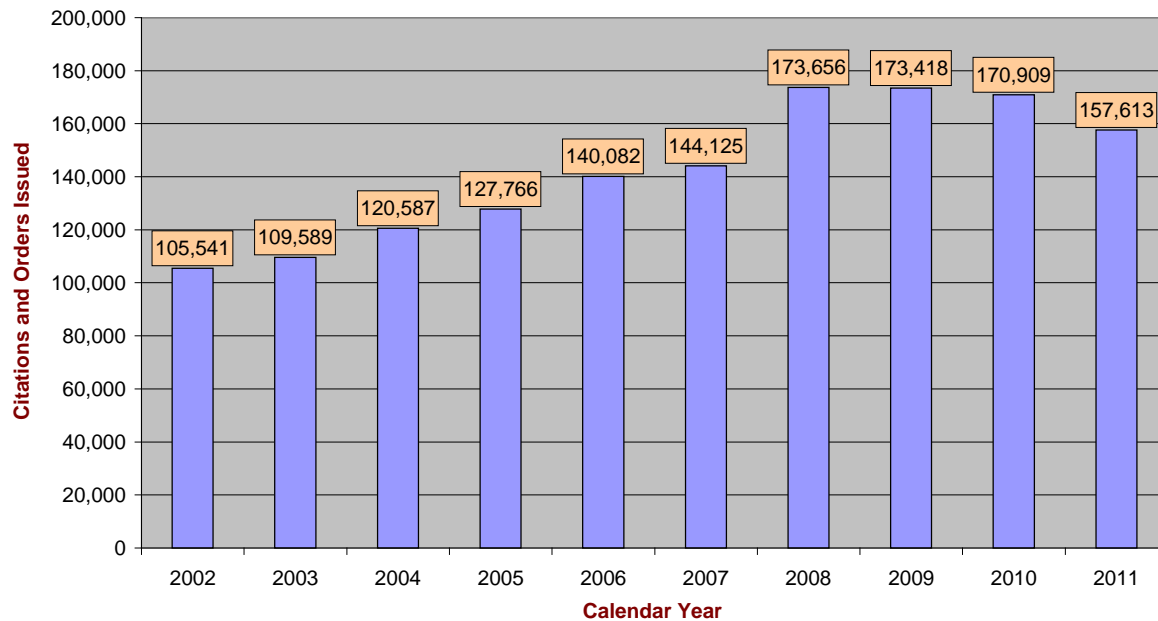


MSHA FACT SHEET: Total Citations and Orders Issued Both Coal and Metal/Non Metal Mines CY 2002 - CY 2011

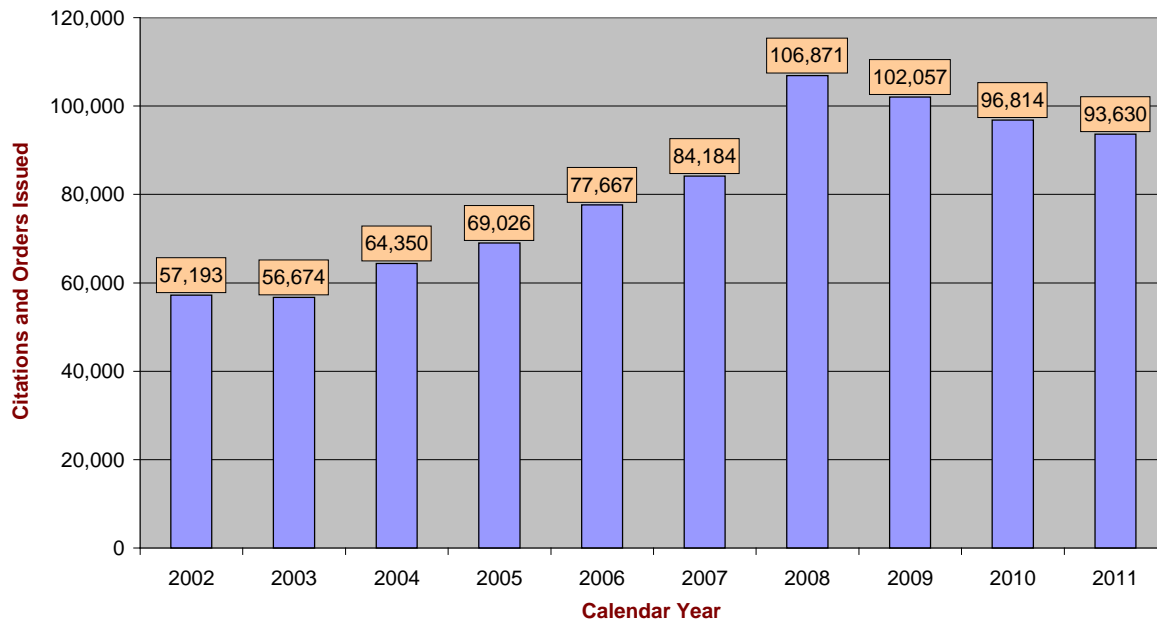
**All MSHA - Citations and Orders Issued
CY 2002 - 2011**



- The total number of citations and orders issued by MSHA to both Coal and MNM mines increased 49 percent from 105,541 in CY 2002 to 157,613 in CY 2011.
- The total number of citations and orders issued by MSHA to both Coal and MNM mines increased 13 percent from 140,082 in CY 2006 to 157,613 in CY 2011.

MSHA FACT SHEET: Total Citations and Orders Issued Coal Mines CY 2002 - CY 2011

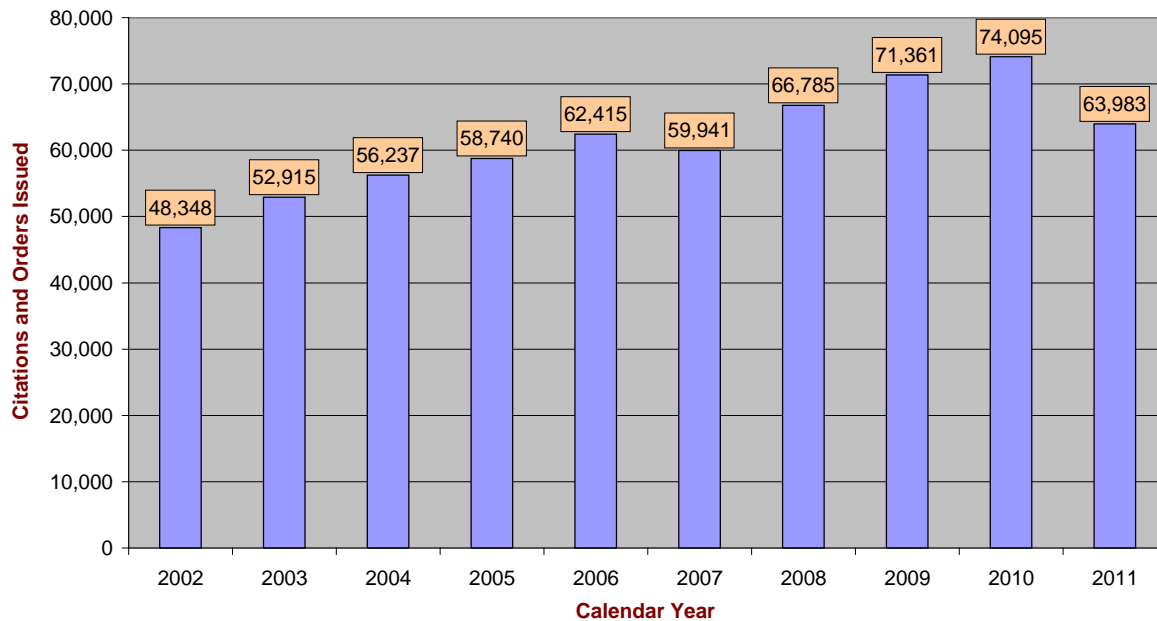
Coal - Citations and Orders Issued CY 2002 - 2011



- The total number of citations and orders issued by MSHA to Coal mines increased 64 percent from 57,193 in CY 2002 to 93,630 in CY 2011.
- The total number of citations and orders issued by MSHA to Coal mines increased 21 percent from 77,667 in CY 2006 to 93,630 in CY 2011.

MSHA FACT SHEET: Total Citations and Orders Issued Metal/Non Metal Mines CY 2002 - CY 2011

M/NM - Citations and Orders Issued CY 2002 - 2011



- The total number of citations and orders issued by MSHA to MNM mines increased 32 percent from 48,348 in CY 2002 to 63,983 in CY 2011.
- The total number of citations and orders issued by MSHA to MNM mines increased 3 percent from 62,415 in CY 2006 to 63,983 in CY 2011.